



USAID
NGA POPULLI AMERIKAN
OD AMERIČKOG NARODA

CREATE



Socio-Economic Report

Roma, Ashkali and Egyptian Women

ENGAGEMENT FOR EQUITY (E4E) PROGRAM

Roma, Ashkali and Egyptian Women
in Governance and Economy Project

The project **Roma, Ashkali and Egyptian Women in Governance and Economy** is implemented by CREATE Foundation in partnership with Roma, Ashkali Documentation Center. This project is part of the Engagement for Equity Program (E4E), financed by the United States Agency for International Development (USAID) and implemented by Advocacy Training and Resource Center (ATRC)

Disclaimer:

This publication was made possible through support provided by the United States Agency for International Development (USAID). The opinions expressed herein are those of the author and do not necessarily reflect the views of the United States Agency for International Development (USAID) or those of Advocacy Training and Resource Center (ATRC).

Table of Contents

1.0	Foreword	6
2.0	Context	8
3.0	Methodology	12
3.1	Introduction	12
3.2	Developing the Questionnaire	13
3.3	Field Researcher Training	14
3.4	Sampling	15
3.4.1.	Sampling method	15
3.4.2.	Random Sampling	15
3.4.3.	Geographical area	16
3.4.4.	Target groups	16
3.4.5.	Selection of respondents	16
3.5	Piloting	17
3.6	Data Collection	17
3.7	Filed Work Dates	17
3.8	Interview Duration	18
3.9	Response rate	18
3.10	Weighting	18
4.0	Key Findings	18
4.1	Demographic Characteristics	19
4.1.1	Distribution	19
4.1.2	Marital Status	19
4.1.3.	Age Profile	20
4.1.4.	Education Status	20
4.2	Economic Profile	21
4.2.1	Employment	21
4.2.2	Income Sources	22
4.2.3	Average Income	22
4.2.4	Income Generation	23
4.2.5	Savings	23
4.2.6	Perception of Economic Situation	24
4.3	Ownership Rights	24

4.4 Health Conditions	25
4.4.1 Perception for Health Institutions.....	25
4.5 Community Relationship	25
4.5.1 Community Interactions.....	26
4.6 Decision Making	26
4.7 Self-Development	27
4.7.1 Activity Participation.....	28
4.8 Training Needs Assessment	29
5.0 Conclusions	31
References	33

LIST OF ACRONYMS AND ABBREVIATIONS

RAE	Roma, Ashkali and Egyptian
USAID	United States Agency for International Development
ATRC	Advocacy, Training and Recourse Center
RADC	Roma and Ashkali Documentation Center
KFOS	Kosovo Foundation for Open Society
OSCE	Organization for Security and Co-operation in Europe
HRW	Human Rights Watch
NGO	Non-Governmental Organization
URPK	United Roma Party of Kosovo
DAP	Democratic Ashkali Party
NDIK	New Democratic Initiative of Kosovo
UNHCR	United Nations High Commissioner for Refugees
MCC	Municipality Communities Committees
KCGS	Kosovo Center for Gender Studies
UNDP	United Nations Development Programme
MEST	Ministry of Education Science and Technology
CoE	Council of Europe
PMO	Prime Minister Office

1.0 Foreword

The Roma, Ashkali and Egyptian communities in Kosovo have been experiencing the consequences of deeply rooted historic and systemic injustices for generations. They have also had to live through the sufferings caused by the 1998-1999 armed conflict in Kosovo and the scapegoating that occurred from both sides also stemming from historical racism. Presently, they are confronted with the manifold hardships of the transition process associated with Kosovo's statehood. Although these communities have lately become a more active force in the democratic reform process of Kosovo and their legal position has improved in the last decade, the three communities continue to be underrepresented in terms of decision making and governance and in the economic sphere in terms of both employment and business ownership. This is particularly the case for women.

While there is ample quantitative evidence of the exclusion and marginalization of Roma, Ashkali, and Egyptian women from political and economic spheres, there has not been sufficient analysis of the underlying attitudinal and cultural factors from within those communities (particularly women) and within the surrounding majority community that contribute to and perpetuate this exclusion and prevent successful implementation of national policies. Hence, the overall goal of this project is to create conditions where Roma, Ashkali, and Egyptian women would be represented equally in political and economic domains; from household, community, and municipality, to national levels. In order to achieve the project's overall goal, some key aspects such as (a).the increase of understanding of the knowledge, attitudes, and practices from within Roma, Ashkali, Egyptian, and majority communities that impact the participation of minority women in governance and economic activity and the household and community levels; (b).the addressing and reducing of the main obstacles to women's participation; and (c).the facilitation of the women from the target group with the appropriate knowledge and skills needed to participate in decision making and income generation/economic activity are of top priority.

Furthermore, the core objective of the Socio-economic study is to set a guideline that would enable us to determine norms and attitudes with regard to the participation of Roma, Ashkali and Egyptian women in leadership, decision making, and economic activity. Thus, in order for this objective to be realized two main steps need to be taken: (1) the assessment of a study and the preparation of a report using mixed methods of data collection related to norms and attitudes regarding the participation of Roma, Ashkali, and Egyptian women in decision making, leadership and economic activity and (2).the usage of this study report as a reference to identify the most important training needs for Roma, Ashkali and Egyptian women, which will assist them in the process of their development of the training plan.

Finally, we hope that the data contained in this Executive Report will be utilized by all data users and other relevant actors for various sound development planning.

2.0 Context

Roma, Ashkali and Egyptian communities are assumed to be among the most vulnerable groups currently living in Kosovo. Prior to 99's armed conflict the communities were estimated to be larger than 150,000 individuals. However, this number has dropped drastically during the conflict as a result of their displacement from Kosovo. Recent approximations show that in Kosovo live around 35,000 to 40,000 Roma, Ashkali and Egyptian members (OSCE, 2013). Prior to the conflict these three minority groups were recognized separately due to their differences but after the conflict it was agreed that they ought to be represented as a joint community. Currently there are several political groups such as United Roma Party of Kosovo, Democratic Ashkali Party, and New Democratic Initiative of Kosovo that represent these communities. Nonetheless, despite aiming to achieve common goals such as having full rights as a recognized nationality, education in their own language and positive discrimination in education and employment, they have not been successful in achieving them due to their disunity and external influences (Visoka, 2011).

Extreme poverty, living in peripheral areas, health issues, lack of education, early marriages, and high unemployment rates are some of the most common problems that Roma, Ashkali and Egyptian all share with each other (Visoka, 2011). Kosovo's government approved the Strategy for the Integration of Roma, Ashkali and Egyptian communities, which was estimated to be implemented with the timeframe of 2009-2015. The main goals of the project included; (i) the promotion and protection of Roma, Ashkali and Egyptian Communities' rights and integration in the Kosovar society, (ii) the development of strategies and procedures that are in line with the international agreements, (iii) the empowerment of democratic institutions for implementation of Roma, Ashkali and Egyptian Communities rights, and (iv) the support offered to the development of NGOs representing Roma, Ashkali and Egyptian communities' interests (Office of the Prime Minister, 2008). A year after the agreement was reached in 2009, the implementation process started with concrete measures that were to be taken from central and local institutions. However, OSCE Report (2013) demonstrated that institutions had fallen short in the first three years of project implementation and in order

for the obligations to be met before the deadline, more efforts alongside better cooperation between institutions, and increased human and financial resources were needed.

Human Rights Watch (2010) conducted a research in trying to shed some light on the topic of displacement of Roma, Ashkali and Egyptian communities. The study identified: extreme poverty, social isolation, political instability, continuous discrimination, and lack of minimal assistance to ensure a comfortable return, as crucial factors that have kept the number of returnees so low. According to UNDP (2005) around 50.000 Roma, Ashkali and Egyptian members displaced during the 1999 conflict currently live in Serbia, 35.000 live in Germany, and another 10.000 live in neighbor countries; Montenegro, Macedonia, and Bosnia and Herzegovina. Furthermore, according to UNHCR publications only around 7,000 Roma, Ashkali and Egyptian members have returned after the 1999 conflict; however, according to the report of Office of the Prime Minister (2008) at the same time a considerable number is reported to have left Kosovo due to economic difficulties.

Nonetheless, the review report of this project that was conducted by OSCE in 2012 shows that the Strategy was implemented in only 3 out of 34 Municipality Communities Committees, which were mandated to ensure the implementation of human rights, to give guidelines and support for this project, and offer remedial actions if they are not met. The OSCE report concludes that these objectives have not been met and gender equity rights have been overlooked since Roma, Ashkali and Egyptian women continue to be proportionally under-represented.

Consequently, the number of organization that has intensified their activity in enhancing the conditions for Roma, Ashkali and Egyptian return process and integration has emerged over the recent years. The study of KFOS (2009) defines the role of each institution in implementing the Strategy and Action Plan that was endorsed by the Government of Kosovo in 2009.

Discrimination among Roma, Ashkali and Egyptian communities has been observed to be an endemic issue; however things tend to worsen when it comes to analyzing the situation of Roma, Ashkali and Egyptian women. Women of these

communities are hampered not only from ethnic origin discrimination, but also on gender basis (KCGS, 2013). In employment for example, there are huge differences between two genders as only a mere 1.5% of Roma, Ashkali and Egyptian women are employed in the public sector whereas 71% of them are housewives. Additionally, while 45% of men are looking for jobs, only 16% of women are so (KFOS, 2009).

Additionally, education has been identified as one of the biggest problems that Roma, Ashkali, and Egyptian communities face altogether (MEST, 2007; KFOS, 2009; Visoka, 2011; KCGS, 2013). Hardships in this context begin from the process of enrollment, being accepted from the majority community, and language barriers among others (MEST, 2007). According to the same report- "Insufficient mobilization and efforts of the government authorities, limited government and donor funds, lack of sufficient awareness raising campaigns on importance of education, and lack of initiative for advocating and lobbying on issues pertaining to minority rights"- are the main reasons behind lack of education in Roma, Ashkali and Egyptian communities. In the report of the Office of the Prime Minister (2008) education among Roma, Ashkali and Egyptian communities are summarized with low level of compulsory education, few in university levels, and a very small number of teachers of Roma, Ashkali and Egyptian origin. The study of KFOS (2009) points out gender differences in education as well by stating that the level of illiteracy among women is much higher compared to men; 11.2% of men are completely illiterate, whereas the percentage of women in this regard is a whopping 30.2%. While 17.2% of men have finished high school, only 5.8% of women have done so. According to KCGS (2013) "Among the causes of this difficult situation in the field of education there has been a highlight of the poor economic and social conditions, patriarchal mentality, early marriages, prejudices based on ethnicity, race and gender".

Housing has been recognized as another fundamental concern for Roma, Ashkali and Egyptian communities according to many conducted researches. One of the researches conducted by Kosovo Center for Gender Studies has shown that due to the last conflict, Roma, Ashkali and Egyptian communities has experienced many resettlements through migrating inside the territory of Kosovo in their quest to find better conditions (2013). According to the same study, 71% of these communities lives in

urban areas compared to 29% who live in rural zones; however, they are usually concentrated in peripheral areas where life conditions are harder. This element has been reported to have significant negative impact in women since a large number of them who were interviewed amongst other challenges reported the lack of drinking water, and irregular electricity supply, to be concerns that are causing them hardships in everyday life (KCGS, 2013). Various agencies have already implemented projects that improved the housing conditions by constructing various new settlements for Roma, Ashkali and Egyptian families, such as in Mitrovica South, Gjakovë/Djakovica and other locations that aim to fulfill minimal requirements including adequate sanitation facilities, technical and social infrastructure (Council of Europe 2013).

According to the study of Kosovo Center for Gender Studies (2013) the interviewed women were reported to suffer from health issues and facing high levels of unemployment, malnutrition, bad housing conditions, and difficulties of children's school attendance. One of the aims of the Strategy for the Integration of Roma, Ashkali and Egyptian Communities report conducted from The Office of the Prime Minister (2008) stated that: "The Government of the Republic of Kosovo shall take into account in all measures and programs the situation of Roma, Ashkali and Egyptian women, who are often victims of discrimination on the basis of both ethnicity and sex."

Another problem which is hindering the potential of young girls in Roma, Ashkali and Egyptian communities is the issue of early marriages. According to a study conducted by KFOS (2009) the majority of population aged under 18 are married, with only few of them being single. In order to prevent the phenomenon of early marriages different NGO-s have increased the number of workshops in places where these communities is present in considerable numbers, in order to gain more insights through discussions with members of these communities and eventually, create effective schemes to tackle this issue (UNDP, 2014). Consequently, early marriages seem to have a negative effect on women's education as well. High rate of illiteracy and low school attendance for children was observed in the study of KCGS (2013). Still, women were reported to suffer more from this concern because 38.3% of women who took part on the study identified themselves as illiterate. Among many other problems, they also

recognized the absence of teachers, textbooks, and education facilities as the main factors for their current circumstance (KCGS, 2013).

Many of the aforementioned problems would be solved or minimized if the Roma, Ashkali, and Egyptian communities wouldn't have to deal with low income problems. The level of family income is so low that it does not enable these families to live under minimal requirements for living conditions (KFOS, 2009). According to the 2009 KFOS study, 41% of the families have an average income from € 50 to € 80, 30% have an income from € 120 up to € 300, while only around 4% manage an income higher than €300. The current employment rate of women (only 1.5%) could be a significant reason of low income. The mainstream idea is that women are better off if they stay as housewives and get welfare benefits such as childcare and unemployment benefits; however, increasing the employment of women could contribute to higher incomes than the combination of all welfare benefits (KCGS, 2013).

3.0 Methodology

3.1 Introduction

This chapter presents a detailed overview of the research methods and instruments used in collecting the data for this study. The study was conducted in response to the need for a report on socio economic status of women from the Roma, Ashkali and Egyptian communities. The study was developed through intensive desk research and stakeholders consultation, followed by a pilot study, before the data collection process was carried out.

This chapter covers the methodological procedures used in developing and administration of the study. The annexes attached to this document include further explanation to the: the inclusion criteria used; the study questionnaire; the participant information sheet and consent form.

The study encountered a number of methodological challenges, mostly due to the lack of valid and reliable statistical data available on national level about the population size, and namely the hesitation present from the respondents.

The study interviewed a total of 375 women from the Roma, Ashkali and Egyptian communities, in each of the areas where the Roma, Ashkali and Egyptian communities resides within the seven municipalities. Respondents were selected using a random probability technique. This gave an equal probability of women from the age 18 to 65 to be interviewed. All respondents were interviewed face to face from female interviewers' members of the Roma, Ashkali and Egyptian communities, who received training in how to conduct the interview and address the topics. The training included information to ensure that all field researchers were equipped with the necessary information about the collection process and the researcher instrument. In particular it was aimed to train about the sensitivity and confidentiality of the study.

20 field researchers were contracted to manage the data collection process in their respective geographical areas. CREATE Foundation and its partner RADC facilitated the questionnaire design and interviewer training. Likewise the contact and administrative procedures with the field researchers were administered by CREATE Foundation.

Preparatory activities for the study started immediately after the contract was signed. A pilot study was carried out in one of the regions, which identified a number of issues to be addressed. All the information about the methodological and sampling approach is documented in a comprehensive manner in the following sections.

3.2 Developing the Questionnaire

The study questionnaire was developed taking into account the comments and suggestions from stakeholders, methodologist and representatives from the Roma, Ashkali and Egyptian communities. The questionnaire, referred to a number of relevant studies, both from studies conducted in Kosovo and in other European countries. The drafted questionnaire was approved from the contracting authority. All the questions were developed in a manner that would incite full engagement from the respondents.

Attached to the questionnaires were guidelines that enabled the field researchers to apply the instructions about the selection process. The questionnaire was categorized in nine sections. A description of each category can be found below:

- Section A included demographic questions and information regarding their families, studies, and income.
- Section B was structured with questions that were intended to give more detailed information on their sources of income, the average income of the family and that of participant alone, if they had any savings, and how they perceived their current condition.
- Section C questioned the participants on property rights; if they owned anything personally, should women have property rights, and whether women are getting enough support from their own community.
- Section D included questions on health issues; if they were suffering from serious questions and how they perceived the services of health institutions.
- Section E dealt with issues on women's rights; which are the channels that support women, the relationship between women, inside and outside the community.
- Section F, again was intended to explore the difficulties of women on taking leading positions and responsibilities. Their level of education, the participation in activities, and the resources that they lacked the most, were some of the issues that this section dealt with.
- Sections G, H, and I were filled with questions that aimed to bring more details from the previous sections. This was done intentionally in order to double check their previous statements.

3.3 Field Researcher Training

All the field researchers recruited for this project were female researchers from the Roma, Ashkali and Egyptian Communities who have had the educational and experience profile for working with studies previously. Of great importance it was selecting the appropriate field researchers, this due to the direct impact they had on obtaining valid and reliable data from the respondents. It is worth pointing out here that most of the field researchers have had previous experiences with conducting studies which greatly facilitated the data collection process.

All the field researchers were required to attend a one-day training briefing at CREATE Foundation's offices to ensure that they were well informed and able to conduct the data collection process. The training session was delivered by the project consultant. The training aimed at delivering guidelines on participant selection, interview protocol and further instructions regarding the respondents. A detailed introduction to the study was conducted, and information about sampling was delivered. All the field researchers were encouraged to query about anything not clear to them, during and after the collection process.

3.4 Sampling

3.4.1. Sampling method

The general sampling approach used was based on random sampling. This default sampling approach proved to be representative for the population and allowed to capture data relevant to the communities. The piloting showed that the random sampling was the appropriate method that provided a higher response rate and was representative for the whole population.

3.4.2. Random Sampling

The study used a random sampling, which enabled the collection of representative data. The instruction provided allowed field researchers to randomly identify participants that matched the inclusion criteria. The availability of the information about respondents in the targeted areas allowed the choice for a random method.

The sampling was based on a stratified design with equal probability of selection for everyone. At the first stage of sample section, all the information about the population was used from the data available from the Kosovar Agency of Statistics. Where data was missing, information from relevant municipalities were collected. This provided well up to date information regarding the number of the population from the targeted areas. To ensure maximum representativeness the sample was then calculated accordingly for each of the targeted regions, with samples calculated proportional to the size of the municipality.

3.4.3. Geographical area

The study was conducted in 7 municipalities across Kosovo, with emphasizes to include women from both urban and rural areas. The inclusion criteria for this study emphasized the importance of interviewing both areas evenly. This would enable a more balanced view of the situation regardless of their living area. The municipalities selected were chosen by CREATE Foundation, and agreed during the inception phase of the project. The municipalities selected were as follow: Gjakove/Djakovica; Prizren; Mitrovica South; Gračanica/e; Peja/Pec; Ferizaj/Uroševac and Fushe Kosove/Kosovo Polje.

3.4.4. Target groups

This report aimed at producing data that does capture the socio economic status of women from the communities. The study targeted women's aged 16 and older who:

1. Identified themselves as belonging to the Roma, Ashkali and Egyptian Communities;
2. Were resident in the sampled cities.

In each of the households who were eligible for the study, no more than two persons were allowed to be interviewed.

3.4.5. Selection of respondents

The sampling frame provided all the necessary details known about the sample selection to the researchers. The consultant ensured that all the information for the participants is always known and measurable. The random root technique for selecting addresses was used. A respondent's contact sheet was developed by which the selection process was determined. All the households were equality selected based on their number. At the door, the interviewers asked for the names and birthdate of all the women in the household, and based on the nearest birthdate to the interviewers date, they were selected. This selection was applied in all regions, regardless of the sample size.

3.5 Piloting

Before the data collection piloting was conducted. Prior to the data collection, the project consultant conducted the pilot interviews that enabled a decent feedback from the respondents. The piloting helped to calculate the appreciate timing for the interviews, and omit any question that was deemed as not comprehensive. All the feedback obtained from piloting was incorporated in the training process.

3.6 Data Collection

There were 20 field researchers. All of them were recruited from the cities where the sample was selected, this, in order to facilitate a more friendly communication with participants. Before going to the field of research, researchers had to undergo a study training where they took all the necessary information on what they were asked for. In this training they were informed about the general aims of the study, how to behave with the participants, on which premises the selection of the participants should happen, how to access them, what to do in case they refuse to take part, etc.

The consent form was obtained orally. The main idea to go with an orally consent form over a written one was to encourage more participation. We were conscious for the level of illiteracy among participants. They were informed 72 hours before the interviews were conducted. The ethical issues represented an obstacle for field researchers since they had to assure the participants about the preservation of the information, and eventually destroying the questionnaires after the study will be finished. Since we asked for their phone numbers this process became even more complex.

Another hurdle that we had to overcome during the data collection was the language barrier for some of our participants. They had problems in understanding some of the questions and also researchers had to assist them while filling the questionnaires due to their inability to express themselves properly.

3.7 Field Work Dates

In all the cities the field work started in mid-December. There were no significant delays in the collection process, including the delivery of the questionnaires in all the municipalities.

3.8 Interview Duration

The interview length was recorded from beginning of the first section of the questionnaire (introduction) to the end of section of demographics. It did not include time taken to introduce the study and the selection process before the interview did start, or the time for obtaining the consent form. The interview length was affected by a number of factors, such as willingness of the respondents to cooperate and the hindrance from the presence of other members of the family. In general, the average interview lasted 45 minutes per participant, as anticipated in piloting.

3.9 Response rate

The response rates were calculated as a ratio of completed interviews out of the total number of respondents who were eligible to take part in the study. Households without the eligible responders were not included in the calculation. In total there was a 98% response rate.

3.10 Weighting

The data published in this report have been weighted to take into account the age and area of the participating in the study. Weighting for this particular study was used in a limited manner, this due to the not so large sample size. The weights were calculated to compensate the uneven probability of the sample selection. Weights were design to correct the probability of age distribution among households and over the area of living.

4.0 Key Findings

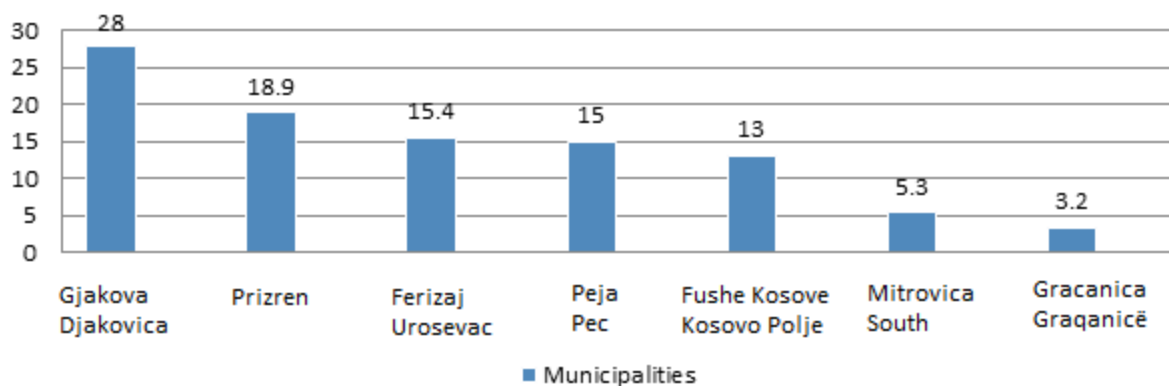
This chapter presents the main findings that were gathered in the study. Firstly, it gives a brief summary of the respondent profile including their regional distribution, age, marital status and education. Then it continues with results on economic profile such as income sources, average income, savings and ownership rights. Afterwards, it presents the findings regarding social integration, including community support, and a basic health profile. Finally, the participation of women in leadership and decision making, including their key activities is examined.

4.1 Demographic Characteristics

4.1.1 Distribution

41.1% of respondents live in urban areas, whereas 56.3% of them come from rural areas. 2.6% of participants chose not to show their zonal distribution. Out of 348 participants Gjakova has the largest percentage of respondents, 28% in total. Prizren consists 18.9%, Ferizaj/Uroševac 15.4%, Peja/Peç 15%, Fushe Kosovë/Kosovo Polje 13%, South Mitrovica 5.3%, and Gracanica/ë is represented with only 3.2%.

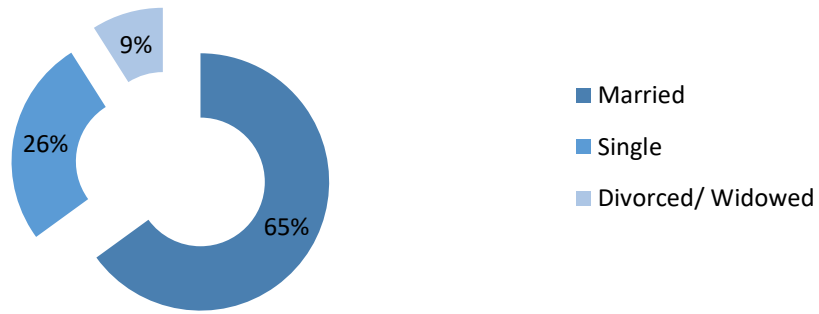
Figure 1. Region



4.1.2 Marital Status

65.2% of participants were married while 25.9% of them were single. Whereas, around 9% of them were divorced, separated, or widowed.

Figure 2. Marital Status



4.1.3. Age Profile

Of the 348 participants, 43.3% were of ages between 16 and 30. 33.4% of the respondents were ranged between the age of 31 and 45. 20% of respondents belonged to the age group of 46 to 65 years, and only 2.3% of them were above 65 years.

Figure 3. Age Distribution

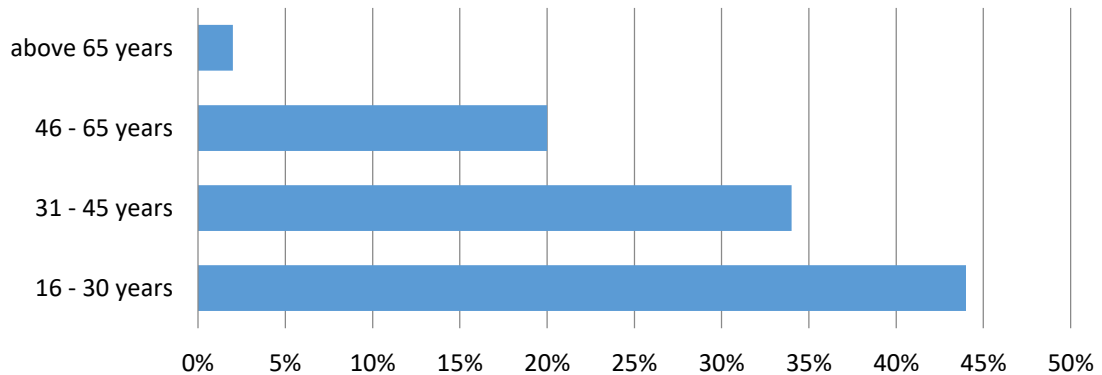


Table 1. Age Distribution

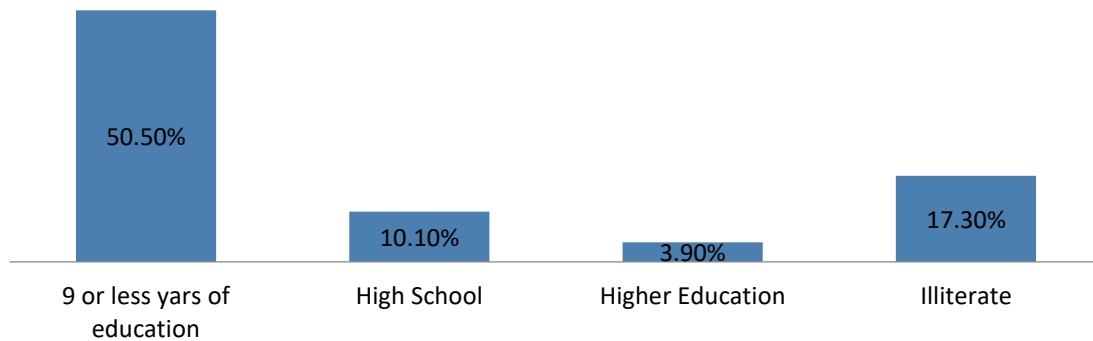
	N	Minimum	Maximum	Mean	Std. Deviation
Age	385	16.00	71.00	34.5509	13.80423
Valid N (listwise)	385				

4.1.4. Education Status

50.5% of total number of respondents had finished 9 or less years of education. 10.1% of them had finished the high school while only 3.9% of them had finished, or

were in the process of getting a degree in higher education. A striking percentage of 17.3 were illiterate. Additionally, 41.7% claimed they could speak two or more languages while 58.3% could not speak or write in any other language besides their mother tongue. Albanian, Serbian, and English were among the languages that participants new in highest frequencies.

Figure 4. Education Status

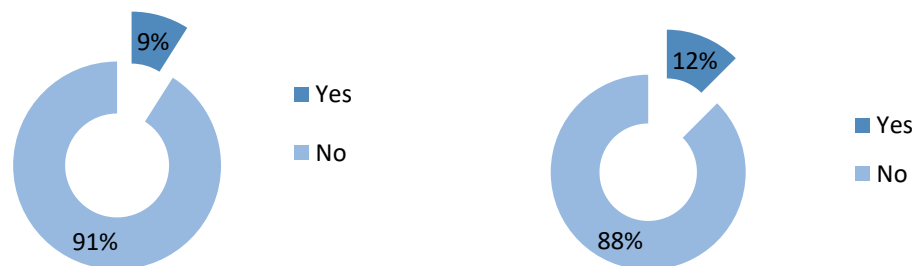


4.2 Economic Profile

4.2.1 Employment

From all the women interviewed 91% of them were unemployed, with only 12% who have ever worked previously. 9% have declared that they are currently employed.

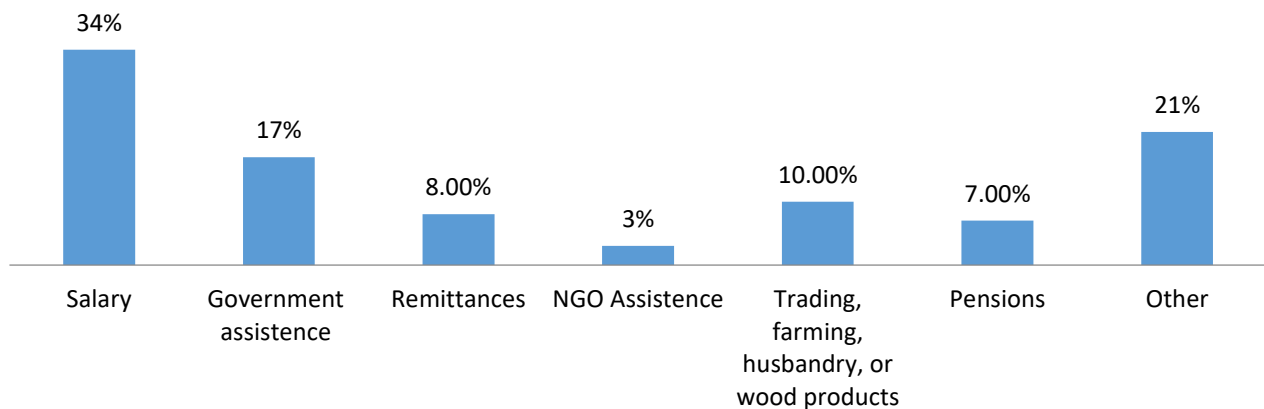
Figure 5. Women who are employed



4.2.2 Income Sources

When asked about their income sources 34% declared that their only source of income was salary. 17% of participants stated that they get assistance from the government, while 8% are assisted from their families, mostly through remittances. 7% of them get pensions while only 3% are assisted from NGO-s. 10% get their income through trading, farming, husbandry, or wood products, whereas 21% stated other means of income as their source. However, unemployment rate was alarming since 90.5% declared themselves as currently unemployed, while only 9.5% stated that they were currently working. Additionally, 83.6% stated that they have not been employed in any job during the last 5 years, while 17.4% admitted the opposite.

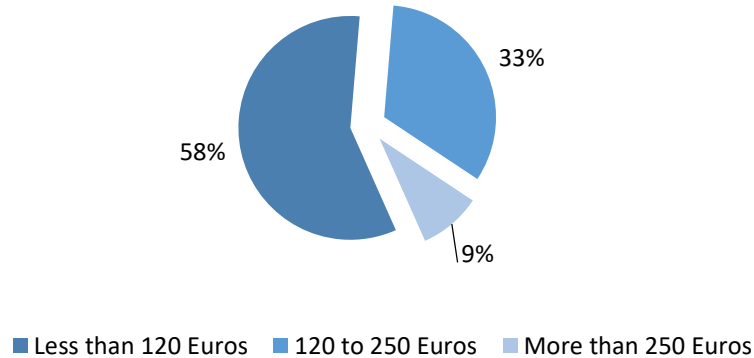
Figure 6. Income Sources



4.2.3 Average Income

When asked on their average income, 58% of the respondents declared it to be less than 120 Euros. 33% answered that their income is in the range of 120 to 250 Euros, while only 9% had an average income above 250 Euros. 11% of participants felt that they received equal wages as males, while 10.9% of them thought the opposite was the case. However, around 78% of the participants did not answer in this question at all due to the fact that they do not work. Around 88% of participants confessed that they would accept to work for wages up to 200 Euros, while 12% would start working only for wages over 200 Euros.

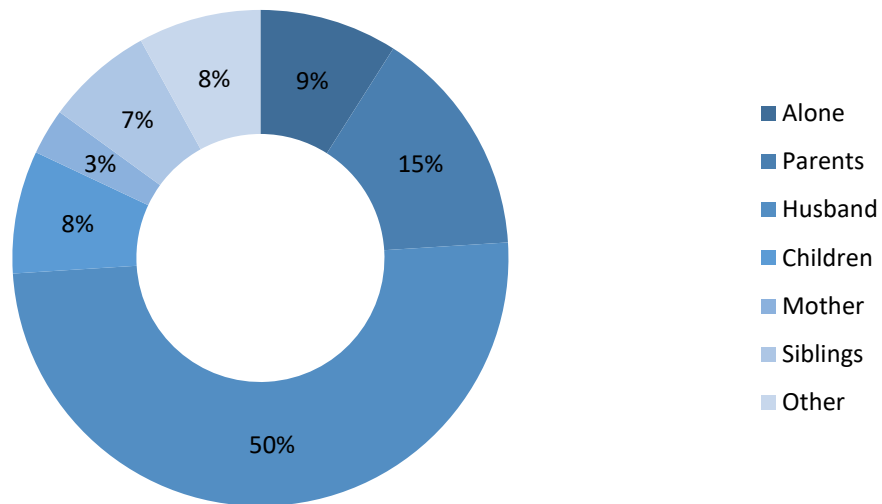
Figure 7. Average Income



4.2.4 Income Generation

With regard to who generates the incomes in the family 50% have declared it is their husband who does, 15% their parents, 8% their children and only 9% have said that they are the income provider for their household.

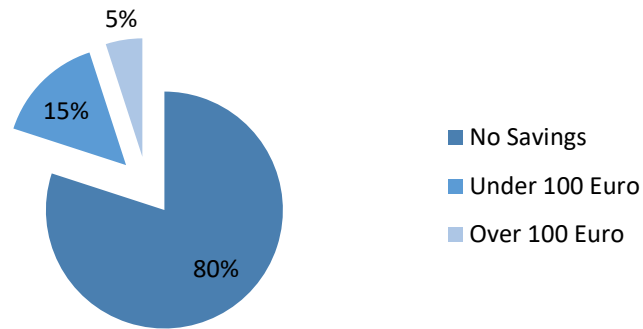
Figure 8. Income Participation



4.2.5 Savings

A striking 67% concluded that they could save nothing due to their low average income. Whereas, 29.1% of those who were able to save, could not save more than € 100, while only 3.9% could save more than 100 Euros during the whole year.

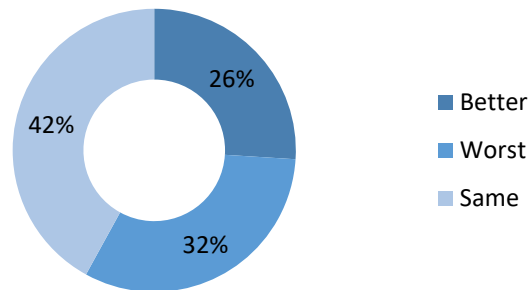
Figure 9. Savings



4.2.6 Perception of Economic Situation

When asked how they view their current economic situation only 26% have declared that it is better than it was a year ago, 42% have stated that it is the same, and the rest of 26% perceive their situation as worse than in the last year.

Figure 10. Perception of Economic Situation



4.3 Ownership Rights

With concern to ownership rights, only 9% of women that participated in the study admitted that they had their current living residence registered in their name. 91% of them claimed that their current house was owned by their husband, father, or stepfather. When asked if they had any other property registered on their name 23.4% said they owned something, while 76.6% responded negatively. Nonetheless, 95.4% of participants agreed with the statement that women should have equal ownership rights with men, while 4.6% did not agree.

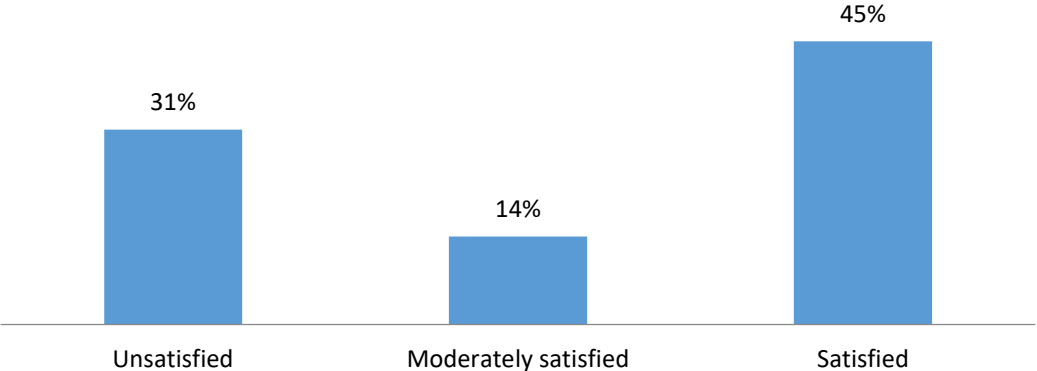
4.4 Health Conditions

29.6% of respondents confessed that they were suffering from chronic diseases while 70.4% did not report any significant health concern. When asked to describe their health problems, the respondents identified the main health problems to be cardiovascular issues, diabetes, asthma, thrombosis, depression and migraine. 27.5% reported to have had at least one serious illness during the last 12 months.

4.4.1 Perception for Health Institutions

31% of participants expressed lack of satisfaction regarding the health institutions, 14% of them said they were moderately satisfied with them, while 45% expressed their satisfaction. Additionally, they identified the lack of drugs to be a primary concern for them due to their financial difficulties. On the other hand, some of those who were unsatisfied claimed to be discriminated by the personnel of the health institutions while others admitted that in order for patients to get looked after properly, they had to bribe the personnel.

Figure 11. Perception of Health Institutions

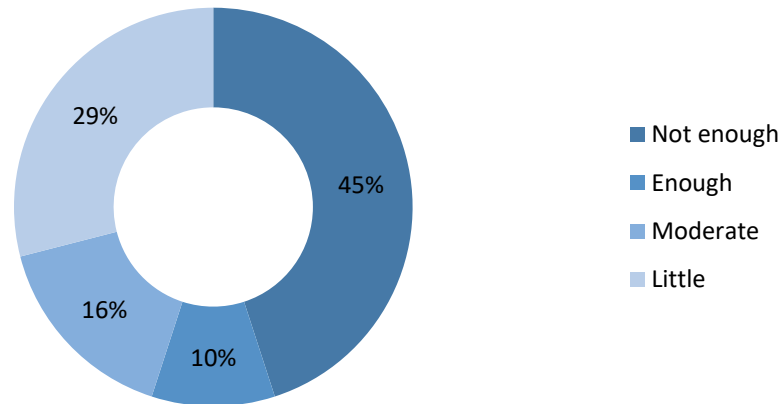


4.5 Community Relationship

Of the total number of participants 45% stated that they were not receiving enough support from the community in their development and in the respecting of their women's rights, whereas 10% claimed the opposite was true. Furthermore, around 16% thought they received moderate support while 29% thought they were receiving little or no support at all from the community. Among those who felt they were receiving support

the bulk of them thought that the support was coming in the forms of trainings, seminars, foods, education, etc.

Figure 12. Community Support



4.5.1 Community Interactions

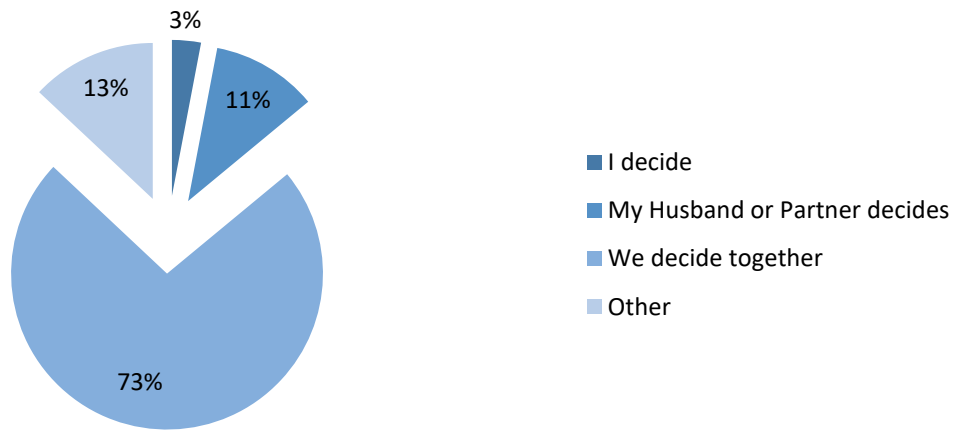
There did not seem to be any issue on the relationship between women inside the communities since a massive 96.4% of them stated they had good or great interactions with other members of the community. Only 3.6% of them stated that they did not have particular collaboration with each other, however for some of them this was the case because they had moved recently in those areas and this did not let them enough time to know each other better. When asked if they had encountered any conflicts during the past with members inside the community, 95.6% responded negatively whereas only 4.4% of them did have small misunderstandings.

4.6 Decision Making

Participants were asked to whom the decision making authority relied in their families. In 73% of the cases man had the main authority, as a husband or as a father. Additionally, 11% of the respondents declared they had the main authority, while 13% stated the couple took the important decisions for households together. In most cases, women had their main authority exercised on housekeeping matters. Moreover, when women were asked about who decides to have children, 73% of them declared that the

couple together makes the decision, 11.2% claimed that their husband makes the decision while only 3% of women in the study made this decision themselves.

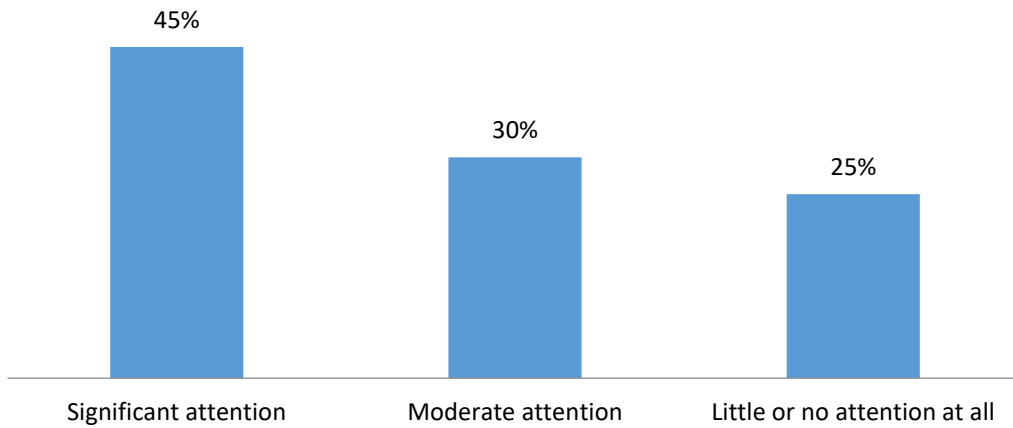
Figure 13. Household Decision-making Authority



4.7 Self-Development

When participants were asked how much importance they put to their self-development in education, trainings, or job skills, 45% of them answered positively, 30% of them paid attention up to a certain point, while 25% did not pay attention at all due to other “more” important issues in their lives. 60% of them stated that they had enough self-confidence to take important initiatives if such a thing was offered to them, 22.1% were unsure, while 19.9% would not be ready for such an experience.

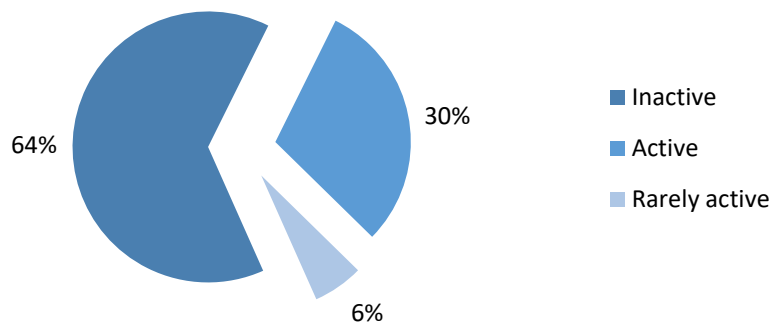
Figure 14. Importance of Self-development



4.7.1 Activity Participation

64% of the respondents were completely inactive and didn't participate in the activities that were organized for Roma, Ashkali and Egyptian communities from the government or NGO-s. Health issues, lack of invitations, and limited time were some of the reasons that did not enable them to participate. However, 30% of them stated they did participate in different activities, whereas 6% of them did so rarely. Almost all of them claimed that they needed more financial support in order to encourage these kinds of activities. Besides this, their preference was to have trainings in education, leadership, and different crafts.

Figure 15. Activity Participation



4.8 Training Needs Assessment

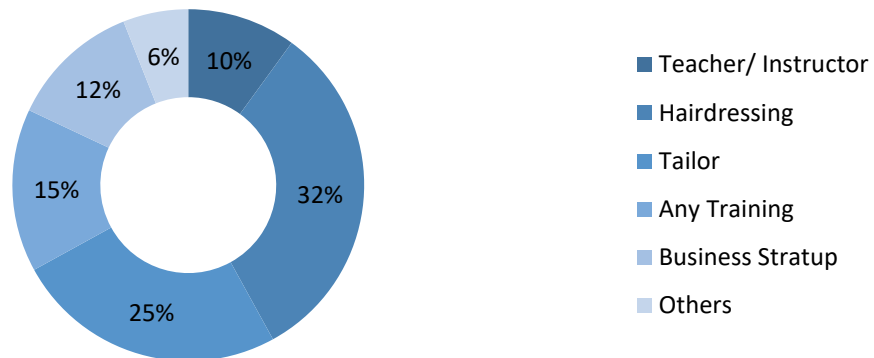
Most of the responded, 86% declared that they were very interesting in starting up a new business on their own, with only 11% hesitating to take such action. The average salary that the responded agreed they might work for, is 164 Euro.

Figure 16. Starting a Business



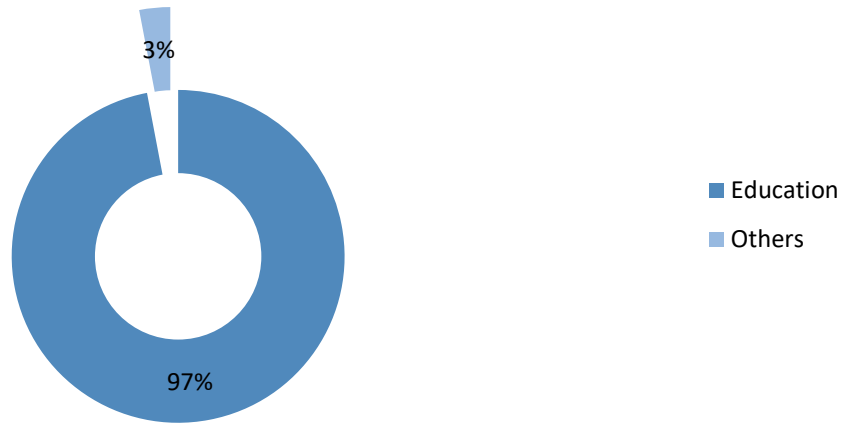
When asked what type of training they believe they mostly will need 32% declared that of hairdressing, 25% for tailoring, 12% declared that they needed training in business startup preparation, 15% declared that any type of training will be welcomed to them, and 10% would be interested in training in teaching.

Figure 17. Training Needs



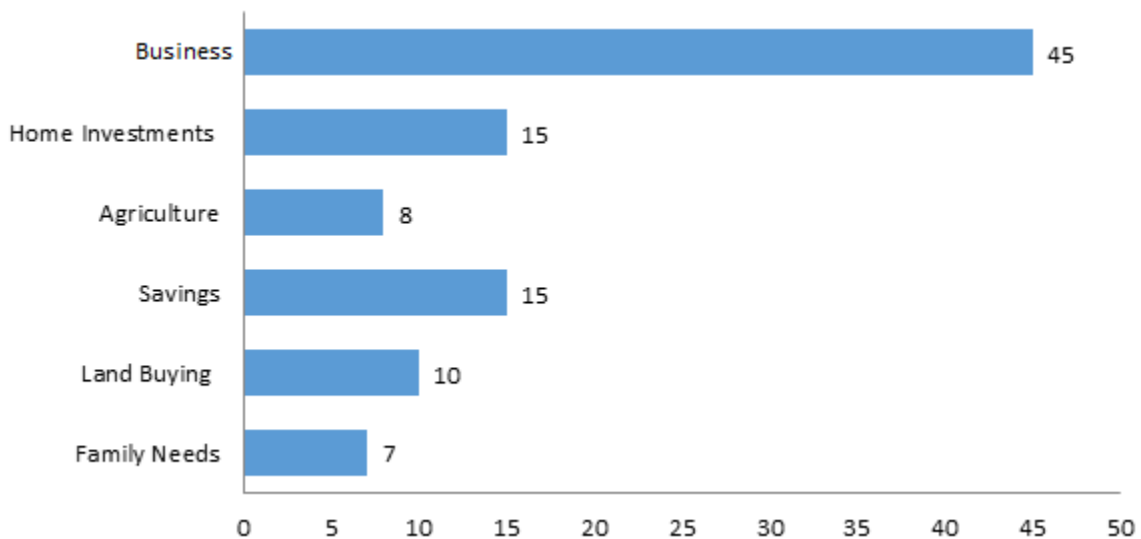
When asked what they would have done differently if back in time, a striking 97% declared that they would have definitely invested in their education.

Figure 18. Awareness about self-investment



If a grant was granted most of the women agreed that they will invest it in a new business idea, 15% declared that they will invested them for home repairs, 15% will save the money and the rest would be for family needs, 7%.

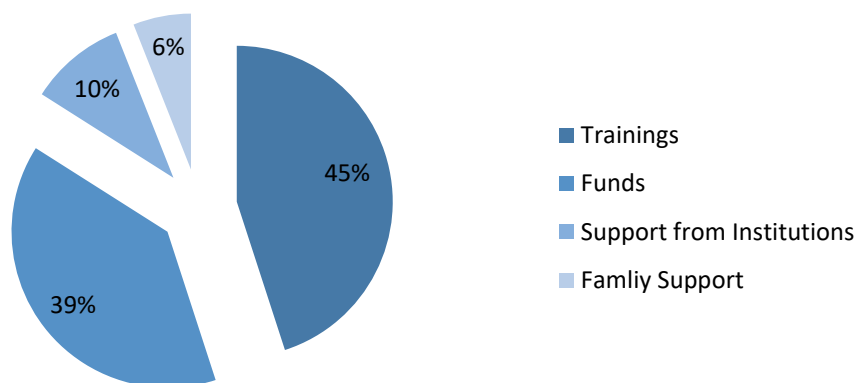
Figure 19. Investments



Lastly, the graph below presents a summary of all the questions regarding the needs of the women in the community. As it can be seen, 45% agree that trainings and financial

support (39%) would greatly facilitate their socio economic status. Likewise, of great importance, as highlighted, it is the family and institutional support.

Figure 20. Support to Women of the Community



5.0 Conclusions

The study results indicated the socio economic status of women from the Roma, Ashkali and Egyptian communities in Kosovo. It underlined the key socio economic components that were measured in order to better understand the potential intervention needed. Most of the findings state the fragile socio economic status of women from the Roma, Ashkali and Egyptian communities. It has to be agreed that there is a great awareness of the women for the topics questioned, however it is evident that an immediate intervention is needed. General considerations for action can be summarized as follows:

1. There is a need for training interventions, in particular, a great emphasis has to be put on improving the necessary skills for women to be actively be engaged in decisions making;
2. Training intervention to build the competences and necessary vocational qualification in order to for women to be able to generate income;
3. Training intervention in leadership and for women taking a more proactive role in the community;

4. Facilitate the engagement of the women in economic activities, by providing them the necessary skills and qualifications to successfully apply for a job or start their own business.

References

Council of Europe. (2014). Housing and Integration project of RAE (Roma, Ashkali and Egyptian) communities in Kosovo. 1(3), p1-3.

Human Rights Watch. (2010). Rights Displaced. *Forced Returns of Roma, Ashkali and Egyptians from Western Europe to Kosovo*. 1(3), p1-24.

KFOS. (2009). The Position of RAE Community in Kosovo. *This Survey was conducted upon the request and with funding from the Kosovo Foundation for Open Society (KFOS – SOROS)*. 1(3), p1-152.

KFOS. (2014). Governance of Roma, Ashkali and Egyptian Rights in Kosovo. *An overview on the present institutional structures and the legal arrangements for the facilitation of their integration in Kosovo*. 1(1), p1-58.

Kosovo Center for Gender Studies. (2014). Position of Roma, Ashkali and Egyptian Women in Kosovo. *RAE Community*. 1(1), p1-35.

OSCE. (2011). Organization for Security and Co-operation in Europe .*Implementation of the Action Plan on the Strategy for the Integration of the Roma, Ashkali and Egyptian Communities in Kosovo*. 1(2), p1-12.

UNDP. (2014). Workshop on “Family Law- Early Marriages” for women from RAE communities. *Case of Roma, Ashkalia and Egyptians in Kosovo*. 1 (1), p1-5.

Visoka, A. (2011). Political Parties and Minority Participation. *Case of Roma, Ashkalia and Egyptians in Kosovo*. 1 (6), p153-177.

UNMIK. (2007). Ministry of Education Science and Technology. *The Strategy for Integration of Roma, Ashkali, and Egyptian Communities in Kosovo*. 1(1), p1-66.

SOCIOECONOMIC STUDY QUESTIONNAIRE

Code

A SHORT INTRODUCTION:

INTERVIEW DATE:

REGION:

AREA:

Rural Urban

INSTRUCTION: SELECTING RESPONDENTS

A: DEMOGRAPHIC CHARACTERISTICS

A1: Marital Status

- | | |
|------------------------------------|----------------------------------|
| <input type="checkbox"/> Single | <input type="checkbox"/> Married |
| <input type="checkbox"/> Divorced | <input type="checkbox"/> Widowed |
| <input type="checkbox"/> Separated | <input type="checkbox"/> Other: |

A2: What is the current/ last school that you have graduated?

A3: Are you currently working?

- Yes (Explain) No (Explain)

A4: Have you worked in an occupation which brings income in the last 5 years?

- Yes (Explain) No (Explain)

A5: Do you speak, understand and/or write a language other than your native language?

Yes (state which language) No

A6: How long have you been living here as household/family?

(.....) years

A7: Have you ever lived in another place, such as another village, another town, or abroad, for three or more months at one time? If yes, where have you lived before?

Yes (state which city/district/village) No (Go to Section B5)

A8: Why did you move here? (Provide Comment)

B. INCOME, EXPENDITURE AND SAVINGS

B1. What are the main income sources of your family?

(read all the options to the interviewee. 1 important, 2 less important, 3 least important, 0 none)

- Wage/salary
- Farming
- Husbandry
- Wood and wood products
- Trading
- Rental income
- Assistance of relatives
- Pensions
- Poverty funds
- Other governmental aids/assistance (i.e. unemployment wage)
- In kind aids from the government (coal etc)
- Aids/assistance from NGOs
- Allowances for elderly
- Other (please specify)

B2. Who provides income in your family?

B3. What is your average monthly income? (if unemployed go to next question)

B4. Are you paid the same wage for the same job, as your male colleagues? (if you work?)

B5. What is your average monthly income of the household?

B6. How is your income status, standard of living when compared to 5 years ago?

- Better
- The same
- Worse

B7. What is the reason for this?

B8. How much do you save yearly for yourself? (If the interviewee does not save, write zero and go to Section C)

B9. How do you invest your savings?

C. PROPERTY RIGHTS

C What is your ownership status of the property you live in?

- Owner of the house
- Renter (If so how much is the rent?)

- Provided by employer
- User not paying rent
- Other
- I do not know

C1. Which property would you consider to be yours?

- Inherited property from your parents
- Property created/ earned by yourself
- Property that you created during marriage
- Undistributed property of your parents/siblings or
- Other

C2. Do you consider yourself as owner of any immovable property? Yes/No

If Yes, House, Land, Apartment?

C3 Do you believe that women and men should have equal rights to own property?

C4. In your opinion, should women inherit property from their birth families?

C5. According to you, how supportive are families in your community about their sisters' and daughters right to inherit?

D. HEALTH

D1. Do you have a permanent/chronic disease/health problem?

- Yes (please explain)
- No

D2. Did you face a health problem which required treatment within the last 12 months?

Yes (please explain)

No

D3. Are you satisfied with the health facilities in the region? Do you experience any problems? Please explain.

E. SOCIAL INTEGRATION AND COHESION

E1. How well do you think your community supports the rights of women?

E2. In what ways does the community does give support to women?

**E3. Do you think that you have good relations with other women's of the community?
Explain**

**E4. Did you as a woman had any disputes with another household in the past?
If "Yes" what was the reason, how was it resolved? Please specify.**

F. WOMEN IN LEADERSHIP

H1. How much effort do you put in self- development? (education, skills,)

--

H2. Do you confidently take initiatives on your behalf?

--

H3. Do you engage in communal activities? If yes, in what kind and why?

--

H4. What resources do women need most to exercise leadership?

--

H5. In your view, how can we prepare and support them to become more independent?

--

H6. V.M: Does having a job limit your performance within the household? Yes (how?)

--

G. DECISION MAKING

G1. Who has the authority in your household about important decisions involving you and other family members?

--

G2. Over what aspects within the household you exercise your authority?

--

G3. Who in your family usually has the final say on the following decisions:

<ul style="list-style-type: none"><input type="checkbox"/> Determining your own health care,<input type="checkbox"/> Determine if you want to start a job;<input type="checkbox"/> Making large household purchases,<input type="checkbox"/> Making household purchases for daily needs,<input type="checkbox"/> Visiting family and relatives,<input type="checkbox"/> Deciding whether children should go to school or which school?<input type="checkbox"/> Deciding what to prepare for daily meals?
--

G4. How much say do you have in deciding to have or not have children (a baby)?

<ul style="list-style-type: none"><input type="checkbox"/> I make the decision<input type="checkbox"/> My husband or partner decides<input type="checkbox"/> We decide together<input type="checkbox"/> Other(specify)

H. PERCEPTIONS AND EXPECTATIONS

H1. In your perception, what are the most important four problems that women face in your community?

(1)	(3)
(2)	(4)

END OF QUESTIONNAIRE